

Developing Vocabulary

This set of activities has been developed for low intermediate students. The teaching goals are to help students remember the words they have just learnt from reading materials, to recycle these words, to have a silent period before producing these words, and finally to produce these words.

Input Processing


Dan Dao

Activity 1

Work in pairs. Match the pictures with the appropriate sentences. Write the correct letters on the lines. When you are finished, compare your answers with your partner's.



1. _____



2. _____



3. _____



4. _____

a. Squares, circles and triangles are types of *shape*.

b. After a long *search* for important information, the man found some clues in the report.

c. They are trying *to escape* from danger.


d. We spent a week on the *island* of O'ahu in Hawai'i.



5. _____




6. _____



7. _____



8. _____



9. _____



10. _____

e. People usually say that nothing is as light as *feather*.

f. Mary and Ann got completely lost in the *maze*.

g. Unicorns and dragons are mythical *beasts*.

h. People usually say that the *King* of Thailand never smiles.

i. The boy tried *to hide* from the tigers.

j. The duck flapped its *wings* noisily when it was in the pool.

Activity 2

Work in pairs. Look at the words or phrases in the right column and guess what they mean. Then, match them to the words on the left column. Write the correct letter on the provided lines.

Column A	Column B
1. _____ hide	a. the form of the outer edges or surfaces of something that you see or feel
2. _____ beast	b. one of the things that cover a bird's body, consisting of a stem with soft hairs growing on either side
3. _____ escape	c. one of the parts of the body of a bird, insect or bat that is used for flying
4. _____ king	d. a piece of land that is completely surrounded by water
5. _____ search	e. an animal, especially one that is large or dangerous, or one that is unusual
6. _____ maze	f. to put or keep somebody/something in a place where they/it cannot be seen or found
7. _____ island	g. a complicated series of paths, which it is difficult to find one's way through
8. _____ wing	h. examine or look carefully for somebody or something
9. _____ feather	i. to get away from a place
10. _____ shape	j. the male ruler of an independent state that has a royal family

Notes for Teachers and Answer Keys

Activity 1

1: f, 2: g, 3: e, 4: j, 5: h, 6: c, 7: i, 8: d, 9: a, 10: b

Activity 2

1: f, 2: e, 3: i, 4: j, 5: h, 6: g, 7: d, 8: c, 9: b, 10: a

Input and Recycling Activities

Chiharu Iwamoto

Activity 1

Read this story and pay attention to the words in bold.

Two Who Flew: A Greek Myth

One day, the **king** of Crete, an **island** surrounded by the ocean, heard a very interesting story. “I know a man from another town who can build anything! His name is Daedalus,” one of his men told him. The **king** screamed, “Oh, I need his help. I cannot kill the **beast** in our town. It is too big and too strong. Many people were killed and I am still afraid of this **beast** to this day.” When Daedalus got the **king’s** request, he and his son, Icarus, came to the **island**. After thinking for a while, they made a **maze**. It was very big with many paths. When the **beast** saw the **maze**, it went inside and could never come out. “Wow, great!” the **king** said. But soon, he changed his mind. “I don’t want you to leave the **island**,” he told Daedalus and his son.








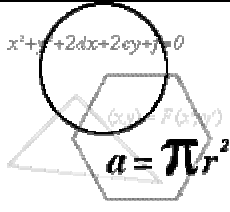


The **king’s** men locked Daedalus and his son in a room. It was very dark inside. “How can we **escape** from this room?” Daedalus kept thinking. Finally, he came up with an idea when he saw the door. “Let’s make a key to open that door.” Then they waited for the chance to **escape**. Their time came that night. Daedalus inserted the key into the lock carefully. Then, he opened the door. After **escaping** from the room, they found a good **hiding** place in a secret forest. So they **hid** there for a while. When the **king** found out that they had **escaped**, he told his men, “You must **search** for them.” But they could not find Daedalus and his son. The **king** was very angry. He thought to himself, “Daedalus is smart. But, this is an **island**. There is water all around it. How can he **escape**? No, he cannot.”

But Daedalus already came up with another great idea. He told his son, “Look at those birds. They are flying because they have **wings**. We can fly, too, if we have **wings**. Let’s make **wings** like them. Let’s get a lot of **feathers**!” They started to collect **feathers**. Daedalus kept watching the birds. He asked himself, “How do they fly? What is the **shape** of their **wings**?” After some days thinking very hard, he came up with an answer: he made **wings**, like the birds.

Adapted from Burton Goodman’s (1999) *Travels and 8 stories from around the world with tests to help you read and write*. Lincolnwood, IL: Jamestown Publishers.

Activity 2

This is a word-matching game. Get into groups of four. Lay all the cards face down. (The cards have either a word or a picture.) Take turns turning up two cards at a time. When a player turns up two cards that match (word meaning and picture), s/he scores a point, and those matched cards are then kept face up. If a player turns two cards that do not match, they have to be turned face-down again. Play moves to the next player. Continue to play the game until all the cards have been matched. The player with the most points wins the game. The group that has all of their cards matched first wins as a group.

feather		escape	beast	
	maze		shape	
search				island
	wing	hide		king

Activity 3

This is a word puzzle. Find the following words in the puzzle. These words can be spelled from left to right or from right to left. They can also be spelled diagonally.

beast
maze
feather
wing
king
island
shape
escape
hide
search




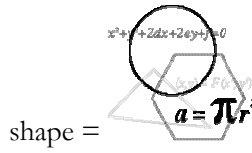
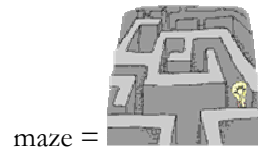
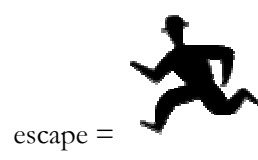

H M C G M M G V S A A I Y F A B F N A N
O A K Z B B E A S T A G C C Y N F E O H
L Z A O X C V G U S X J W U Z B Y D H N
A E B O S I S E K X Z H O I N U Z H A J
K A X N P Q C L T O A L L U D F F Q H W
C L R S Y Z V U C P D A K A D D K J B O
R E H T A E F Q P D I Q P B Y Y I Q I Y
P A N V X K T E B R U U I U E A M H C A
Z W N K X F J K Q C U Z S V P V O Z E V
V W Q D C R Q G N J E B B E A Q G D F V
D H G I V B B C S H E E O I C N D R K N
G N I W U A I W C H L G I W S V J O T S
H H Q T D F A R U Q A Y C E E C Y C E J
Q T E P O N A E B A S P K H C Z L V A W
X L M D S E A K L D B I E S M X H M K P
F Z G O S A I L R C E A N H X Y O F J L
Q E Y P W N W E S A G U G R D Z N Q E C
P K F P G O A V L I J B Q O O F N D D O
G U Z A G Z B W S Z H R X S L M U B I E
X M H C F Q V Y S L Q W V L V B I E H C

Answer Keys

Activity 1

No Answer is needed.

Activity 2



Activity 3

H	M	C	G	M	M	G	V	S	A	A	I	Y	F	A	B	F	N	A	N
O	A	K	Z	B	B	E	A	S	T	A	G	C	C	Y	N	F	E	O	H
L	Z	A	O	X	C	V	G	U	S	X	J	W	U	Z	B	Y	D	H	N
A	E	B	O	S	I	S	E	K	X	Z	H	O	I	N	U	Z	H	A	J
K	A	X	N	P	Q	C	L	T	O	A	L	L	U	D	F	F	Q	H	W
C	L	R	S	Y	Z	V	U	C	P	D	A	K	A	D	D	K	J	B	O
R	E	H	T	A	E	F	Q	P	D	I	Q	P	B	Y	Y	I	Q	I	Y
P	A	N	V	X	K	T	E	B	R	U	U	I	U	E	A	M	H	C	A
Z	W	N	K	X	F	J	K	Q	C	U	Z	S	V	P	V	O	Z	E	V
V	W	Q	D	C	R	Q	G	N	J	E	B	B	E	A	Q	G	D	F	V
D	H	G	I	V	B	B	C	S	H	E	E	O	I	C	N	D	R	K	N
G	N	I	W	U	A	I	W	C	H	L	G	I	W	S	V	J	O	T	S
H	H	Q	T	D	F	A	R	U	Q	A	Y	C	E	E	C	Y	C	E	J
Q	T	E	P	O	N	A	E	B	A	S	P	K	H	C	Z	L	V	A	W
X	L	M	D	S	E	A	K	L	D	B	I	E	S	M	X	H	M	K	P
F	Z	G	O	S	A	I	L	R	C	E	A	N	H	X	Y	O	F	J	L
Q	E	Y	P	W	N	W	E	S	A	G	U	G	R	D	Z	N	Q	E	C
P	K	F	P	G	O	A	V	L	I	J	B	Q	O	O	F	N	D	D	O
G	U	Z	A	G	Z	B	W	S	Z	H	R	X	S	L	M	U	B	I	E
X	M	H	C	F	Q	V	Y	S	L	Q	W	V	L	V	B	I	E	H	C

Note. This puzzle was created with the tools provided by <http://school.discovery.com/quizcenter>.

Information Gap Activity

Dan Dao

Activity 1

Student A: Look at the picture. Do not look at your friend's picture. Make sentences about your picture by focusing on the words that we have been working on from the reading. Then ask student B about his/her picture to find out 6 differences from yours. Note down the differences.



Differences between your picture and Student B's picture:

1. _____
2. _____
3. _____
4. _____
5. _____
6. _____

Student B: Look at the picture. Do not look at your friend's picture. Make sentences about your picture by focusing on words that we have been working on from the reading. Then ask student A about their picture to find out 6 differences from yours. Note down the differences.



Differences between your picture and Student A's picture:

1. _____
2. _____
3. _____
4. _____
5. _____
6. _____

Activity 2

Student A: Look at your pictures. For each picture, decide which target word it presents and write the word in the sentences on the right. Then, take turns with student B to ask and answer questions about the pictures in order to find out how they are similar and how they are different. Use the word in a complete sentence to show the difference between your pictures.

1.



Target word: _____.

In my picture, _____

but in my partner's picture, _____

2.



Target word: _____.

In my picture, _____

but in my partner's picture, _____

3.



Target word: _____.

In my picture, _____

but in my partner's picture, _____

4.



Target word: _____.

In my picture, _____

but in my partner's picture, _____

Student B: Look at your pictures. For each picture, decide which target vocabulary word it presents and write the word in the sentences on the right. Then, take turns with student B to ask and answer questions about the pictures in order to find out how they are similar and how they are different. Use the word in a complete sentence to show the difference between your pictures.

1.



Target word: _____.

In my picture, _____

but in my partner's picture, _____

_____.

2.



Target word: _____.

In my picture, _____

but in my partner's picture, _____

_____.

3.



Target word: _____.

In my picture, _____

but in my partner's picture, _____

_____.

4.



Target word: _____.

In my picture, _____

but in my partner's picture, _____

_____.

Answer Keys

Activity 1

1. island; 2. beast; 3. feather; 4. wing; 5. escape; 6. hide

Differences between the two pictures:

1. There are three beasts in (A) but there are two beasts in (B).
2. The big beast has wings on the head in (A) but feathers on the head in (B)
3. There are 2 boys hiding under the trees in (A) but only 1 boy hiding under the trees in (B).
4. There is 1 boy running to escape the beasts in (A) but there are two boys running to escape the beasts in (B)
5. In (B), a person is parachuting to help the boys, but in (A) there is none.

Activity 2

Target words: 1. maze; 2. search; 3. hide; 4. king

Differences between the pictures:

Picture 1: the maze is made of hedges (A) vs. the maze is made of bricks (B)

Picture 2: two people are searching on the internet (A) vs. a man is searching for something on the ground

Picture 3: a boy is hiding behind a fence (A) vs. a boy is hiding behind a tree (B)

Picture 4: the king is old and sits on a chair (A) vs. the king is young and does not sit on a chair (B)

References

Longman Group Ltd (1995). *Dictionary of contemporary English* (3rd ed.). England: Longman House, Burnt Mill, Harlow.

Images adapted from the following websites:

<http://blogs.propertyfinder.com/news/upload/2006/10/Mel%20Gibson's%20island.jpg>

http://ec1.images-amazon.com/images/I/41FGCPQV9NL._AA240_.jpg

<http://heim.ifi.uio.no/ntpham/Konge.jpg>

<http://images.jupiterimages.com/common/detail/79/62/23466279.jpg>

http://upload.wikimedia.org/wikipedia/commons/4/48/A_single_white_feather_closeup.jpg

http://www.adoptionblogs.com/media/Korea%20Adoption/685141_searching.jpg

http://www.canstockphoto.com/big_thumbs2/0189486.jpg

<http://www.darientlibrary.org/connections/info-tech/archives/searching.jpg>

<http://www.freefalladdicts.com/news/aug2006/27082006/ian%20bowles%20flying%20canopy.JPG>

<http://www.goblinworkshop.com/pics/mobs/the-beast.jpg>

http://www.gutenberg.org/files/17824/17824-h/images/image_34.jpg

http://www.jrcompton.com/photos/The_Birds/J/may-07-j/JR81229-egypt-wings-up.jpg

<http://www.kented.org.uk/ngfl/earlyict/images1/shape%20pic%20screen.jpg>

<http://www.manataka.org/images/Maya%20Beaded%20Feather.jpg>

<http://www.mobot.org/hort/images/tours/maze1.jpg>

http://www.pittelli.com/st.michaels/Skip_Gray.JPG

<http://www.powerofbauer.com/bauerbag1.jpg>

<http://www.solodemos.com/juegos/e/escmonkey3b.jpg>

<http://www.starwon.com.au/~cfrench/Maze.jpg>

<http://www.teachingideas.co.uk/english/prepositions/boyrun.gif>

http://www.thai-blogs.com/media/king60_04.jpg

http://upload.wikimedia.org/wikipedia/commons/thumb/0/00/Boy_hiding.jpg/800px-Boy_hiding.jpg